

Deutsches Komitee Katastrophenvorsorge e.V. (DKKV)

Friedrich-Ebert-Allee 40, 53113 Bonn

Postfach 12 06 39, 53048 Bonn

Tel.: 02 28 / 44 601 - 8 28 / - 827 / - 826 / - 815 / - 880

Fax: 02 28 / 44 601 - 8 36



Tramstation: Ollenhauerstraße/Deutsche Telekom (Line 16, 63, 66)

(Source: OpenStreetMap)

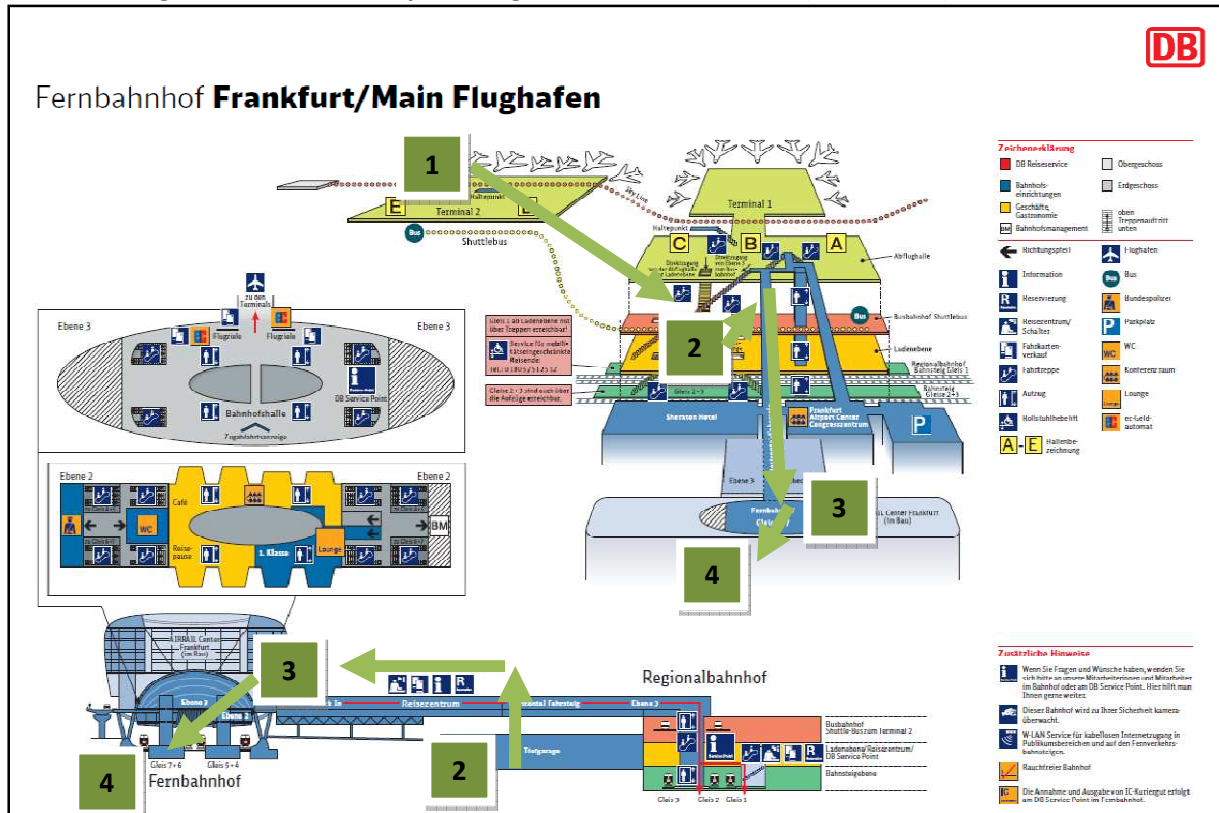


Approach by Plane or Train

ICE-Station Frankfurt Airport

- 1) If you arrive at Terminal 2: Go to Terminal 1 by Shuttlebus or Skytrain.
- 2) Go upstairs to get to the ICE-Station.
- 3) Go downstairs again to get to the tracks.
- 4) Take a train directed to Cologne (Köln) via Siegburg/Bonn.

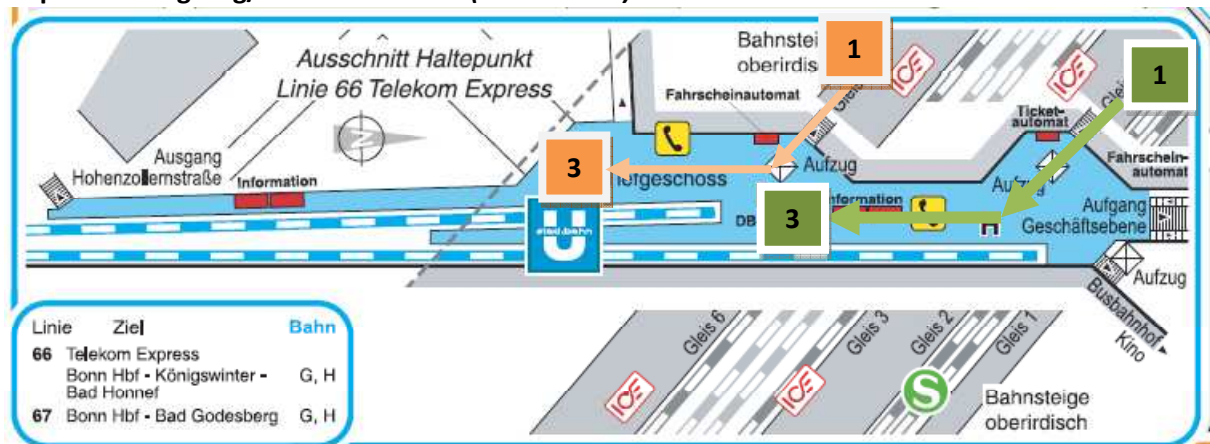
Schematic Figure of Frankfurt Airport Long Distance Train Station (Source: DB)



ICE-Station Siegburg/Bonn

- 1) You arrive at ICE-tracks (track 3 or 6) (grey area with "ICE"-sign in the map).
- 2) Go downstairs to the basement (blue area in the map).
- 3) You'll usually find a tram waiting (Line 66 - Any tram goes to Bonn Central Station).
- 4) After 35 minutes of travel you'll arrive at "Ollenhauerstrasse/Deutsche Telekom".

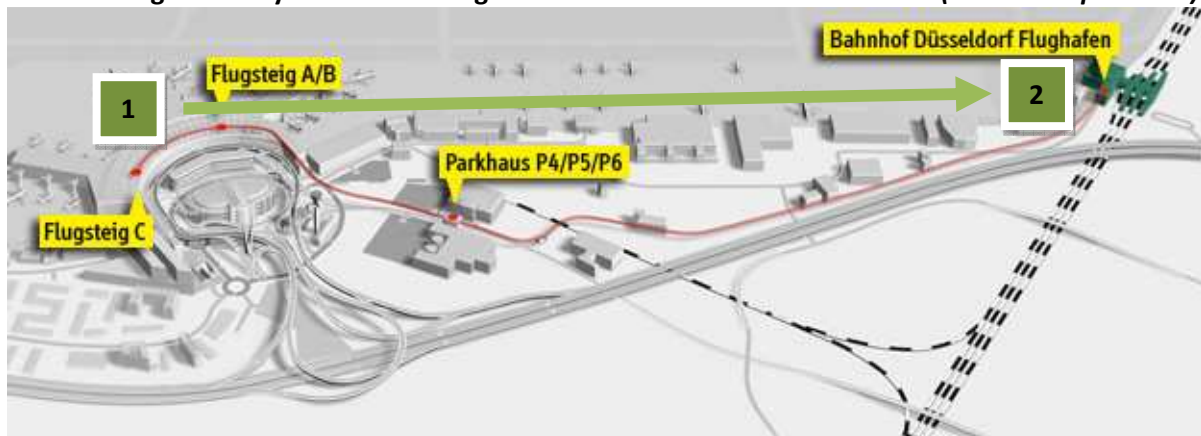
Map of the Siegburg/Bonn ICE-Station (Source: VRS)



ICE-Station Düsseldorf Airport

- 1) Take the SkyTrain to the airport station (Bahnhof Düsseldorf Flughafen).
- 2) Take a train directed to Frankfurt, Luxembourg or Koblenz via Bonn or Siegburg/Bonn.

Schematic figure of SkyTrain connecting the Terminals with the Train Station (Source: Airport DUS)



More information about the Düsseldorf Airport SkyTrain:

http://www.duesseldorf-international.de/dus_en/b_skytrain

